




TURBO-455 CN PLUS



TURBO 355 N
TURBO 405 N
TURBO 455 N PLUS

Range of large diameter portable cooling fans specially designed to offer a powerful and uniform distribution of air. The series is composed by three floor models, of 360, 400 and 450mm diameter and a column model of 450mm. 3 speed controller and carrying handle included.

Applications

Domestic, commercial and industrial clean environments and cleanroom conditions.

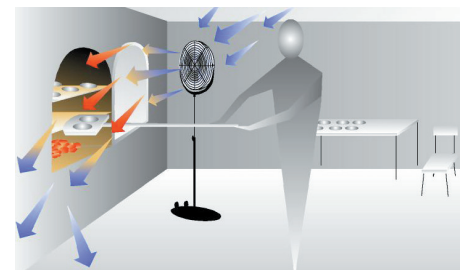
- Ventilation applications in assembly and storage areas.
- Ventilation of one or several rooms in residential dwellings, offices and retail outlets.
- Engine, compressor and transformer cooling.
- Paint line drying applications.
- Heat dissipation in workplaces.



Speed Controller. Carrying handle.



Adjustable fan position. Proof guard (detachable).



Heat dissipation in the workplace.


TECHNICAL CHARACTERISTICS

Model	Voltage 50Hz (V)	Nominal power (W)	Airflow* (m ³ /h)	Maximum air output speed (m/s)	Maximum sound power level (dB(A))	Nº speeds	Motor with thermal protection	Colour	Weight (kg)	Ø Impeller (mm)	Cable length (mm)	Dimensions LxWxH (mm)	Wiring diagram** (nº)
TURBO-355 N	230	55	3.120/1.860/1.020	6,6/5,7/4,8	51/48/44	3	•	Chrome	3,7	360	1.500	460x170x430	36
TURBO-405 N	230	65	3.840/2.280/1.320	6,3/5,4/4,4	55/52/48	3	•	Chrome	4,2	400	1.500	510x180x485	36
TURBO-455 N PLUS	230	110	7.440/5.520/3.540	8,6/7,0/5,7	60/57/55	3	•	Chrome	5,5	450	1.500	560x190x550	36
TURBO-455 CN PLUS	230	110	7.440/5.520/3.540	8,6/7,0/5,7	60/57/55	3	•	Chrome	9,6	450	1.500	560xØ505x1300-1550	36

* The indicated airflow include induced airflow.

** See section of Wiring Diagrams.

***According to IEC 60879 regulation



Range of large diameter portable cooling fans specially designed to offer a powerful and uniform distribution of air. Metallic impeller dynamically balanced. TURBO-3000 is equipped with thermal protection, IP54, with a guaranteed life of 30.000 hours.


Applications

Domestic, commercial and industrial clean environments.

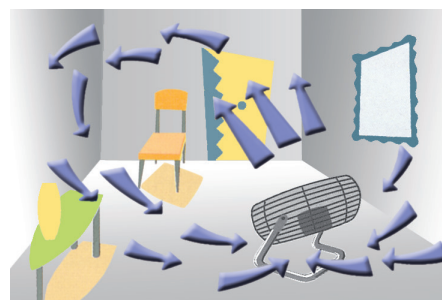
- Ventilation of one or several rooms in residential dwellings, offices and retail outlets.
- Ventilation applications in foundries, steel mills, glass factories, ...
- Engine, compressor and transformer cooling.
- Paint line drying applications.
- Heat dissipation in the workplace.



Carrying hundle. Adjustable fan position. Proof guard (detachable).



High performance impeller. The special impeller design delivers a high volume airflow for commercial or industrial environments.



Ventilation of one or several rooms in residential dwellings, offices and retail outlets.

TECHNICAL CHARACTERISTICS

Model	Voltage 50Hz (V)	Power (W)	Airflow* (m ³ /h)	Speed (rpm)	Sound power level (dB(A))	Switch ON/OFF	Thermal protection	Colour	Weight (kg)	Ø Impeller (mm)	Cable length (mm)	Dimensions LxWxH (mm)	Wiring diagram** (n°)
TURBO 3000	230	130/40	10.362 / 6.600	1400/900	53/20	•	•	Chrome	8	350	2500	440x280x480	36

* The indicated airflow include induced airflow.

** See section of Wiring Diagrams.

***According to IEC 60879 regulation